


Itowa

Radio Remote Control Systems

ANEMOMETER

Anemometric indicator for Cranes



VERSATILE, SAFE, STRONG, ECONOMIC...

The Itowa anemometric indicator meets the requirements of the ITC "MIE-AEM-2" of the Regulations of Lifting and Maintenance Apparatus, activating flashing light and intermittent acoustic signals when the wind speed reaches 50 Km/hr. (amber light) and fixed signals when this speed reaches 70km/hr. (red light).

But this isn't all..... Itowa has developed an anemometer with innovative mechanics and technology, guaranteeing easy installation and economic maintenance.

We invite you to learn about what is probably the best anemometric indicator for cranes on the market.



ANEMOMETER


Anemometric indicator for Cranes

The Itowa anemometric indicator offers various installation options, from the convenience of the magnet system to the versatility of quick fastening adaptable to all surfaces or backing. Thanks to its innovative design, accessibility of these apparatus is easy, quick and safe by means of a simple 2-screw cover fastening.

The quality of the materials used provides the highest visual and acoustic power and reliability. It can even support voltage drops of up to 15 seconds.

The personalisation options will enable you to adjust the "autotest" function signals, change the activation of signals for wind speeds less than 50/70 km/hr, reset the equipment when a maximum wind speed is detected, or to cancel the acoustic signal where necessary (hospitals, residential areas, etc...)


It can also be optionally supplied with an external sensor (with foldable stand), a metal sensor (heated or unheated) and with an RS485 output port for peripherals (display, recorder, etc...).



TECHNICAL SPECIFICATIONS Anemometer

ANEMOMETRIC INDICATOR

Sensor	Optic measurement principle Measurement range 0-30 m/s (0-108 Km/hr) Resolution 0,06 m/s
Horn	Dual tone - 110 dB
Lights	High luminosity led (100 million cycles) Amber triangle for warning signal (55 candelas) Red circle for alarm signal (98 candelas)
Frequency	Flashes of 1 Hz (60/min)
Power supply	48/115/230/400 Vac - 10 VA
Working temperature	-20 a + 60 °C
Protection	IP 65
Dimensions	306 x 226 x 170 mm
Fastening	4 mm bichromate steel
Weight	2.5 Kgs (with standard stand)
Optional features	Fastening by magnets External sensor (with foldable stand). RS485 output (to connect display, recorder, etc...) 2 relay outputs with switched contact Personalised speed release configuration. Metal or heated/metal sensor



RECORDER OF EVENTS

Outputs	3 switched relays 0.6 A-125Vac (>50 km/h, >70 km/hr, full memory indicator)
Led display	>50km/h , >70 km/hr.
LCD display	Date, time, instant speed in Km/hr, error messages (2x16 Characters)
Inputs	8 opto-coupled digital inputs 1 RS485 sensor data input
Memory	64 Mb plug-in Estimated capacity for 10 years (at 200 readings/day)
Power supply	48/115/230 Vac
Working temperature	-20 to +60°C
Dimensions	160x 125 x 100 mm
Assembly	DIN Rail (Protection IP20)
Information to PC	Driver and communication software Management software (data base).
Date, time and value readings	Up to 7 events Connection and disconnection of recorder power supply On/off of general contactor of the machine. Instant speed every hour Whenever the wind speed is above 50 Km/hr, below 50, above 70 or below 70.



DISPLAY	
Outputs	2 switched relays 0.6A - 125Vac, (>50km/hr, >70km/hr)
Display	Instant speed (up to 250 Km/hr), communication error messages.
Led display	>50 km/hr "Warning" >70 km/hr "Alarm".
Anemometer input	RS485. Several units can be connected in parallel.
Power supply	48/115/230 Vac
Working temperature	-20 to + 60° C
Dimensions	53 x 93 x 70 mm
Assembly	DIN rail (Protection IP20)
Optional protection degree	IP66 by means of additional box (measurements 130x130x75 mm).

Itowa 
Radio Remote Control Systems

Faraday, 159 - 08224 TERRASSA (Barcelona) SPAIN
Tel. +34 93 733 98 50 - Fax +34 93 789 13 51
<http://www.itowa.com> - e-mail: info@itowa.com